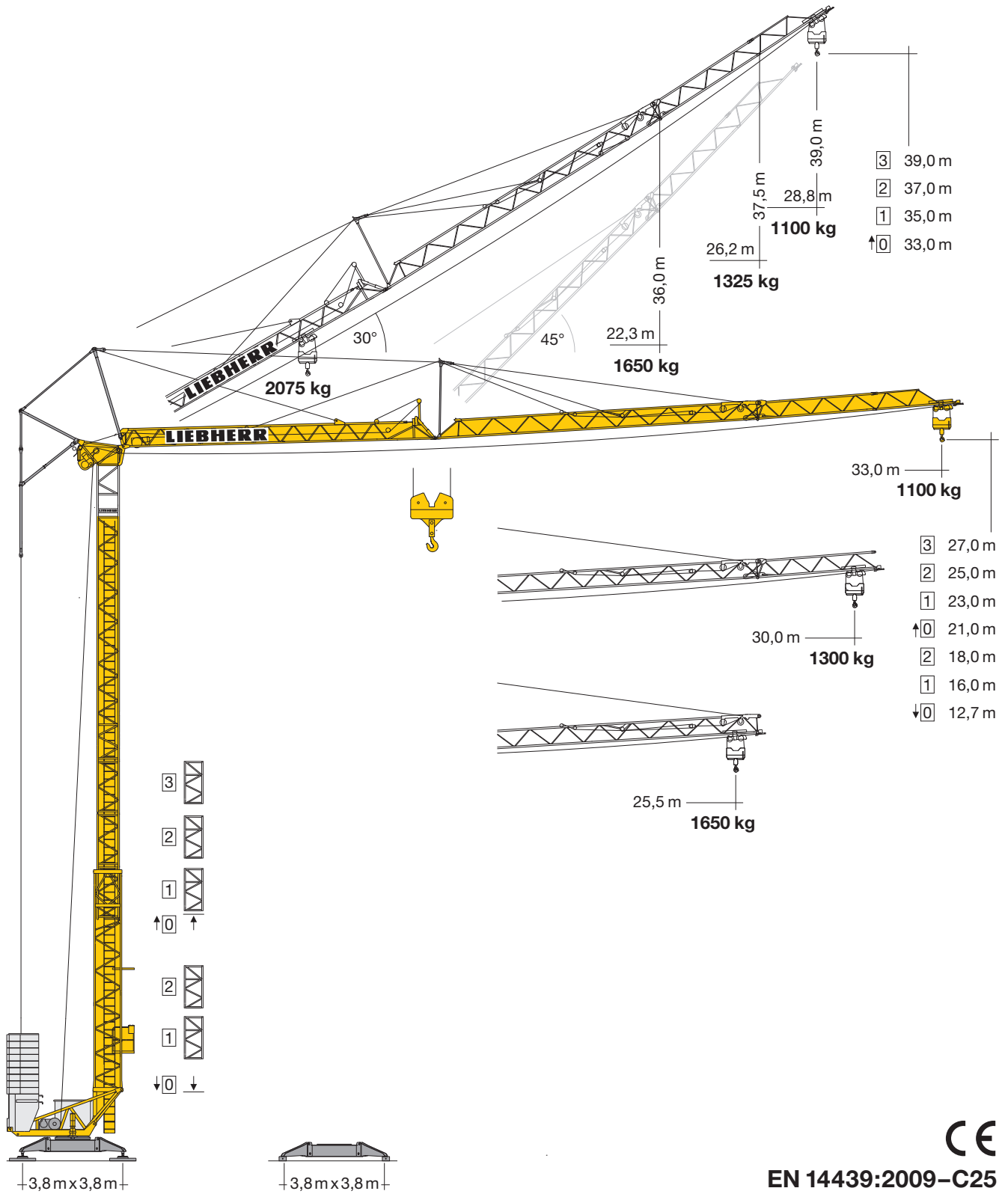
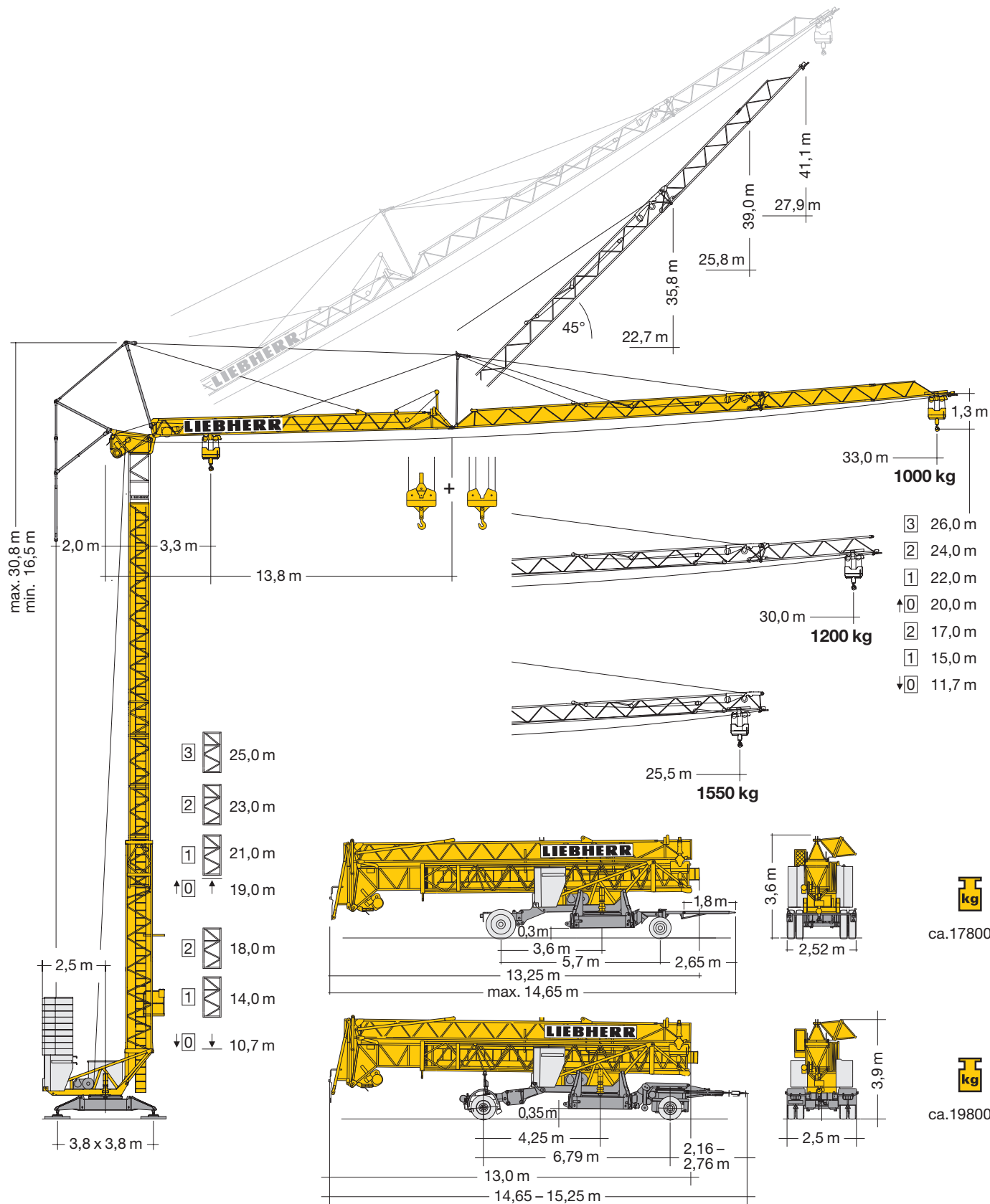


Turmdrehkran 34 K

Tower Crane / Grue à tour / Gru a torre / Grúa torre
Guindaste de torre / Башенный поворотный кран



LIEBHERR



Gewicht Weight / Poids / Peso / Peso / Pesos / Macca

| | | | | |
|--|------------------|-----------------|--|-------------------------------------------|
| | <p>r = 2,5 m</p> | <p>18980 kg</p> | | <p>ca. 10400 kg (26 m: + 1050 kg)</p> |
|--|------------------|-----------------|--|-------------------------------------------|

Ausladung und Tragfähigkeit

Radius and capacity / Portée et charge / Sbraccio e portata
Alcances y cargas / Alcance e capacidade de carga / Вылет и грузоподъемность

| m | max. kg m/kg | m/kg | | | | | | | | | | | | | | | | | | | | | | | |
|------|---------------------|------|------|------|------|------|------|------|------|------|------|------|------|------|------|------|------|------|------|------|------|------|------|------|------|
| | | 10,0 | 11,0 | 12,0 | 13,0 | 14,0 | 15,0 | 16,0 | 17,0 | 18,0 | 19,0 | 20,0 | 21,0 | 22,0 | 23,0 | 24,0 | 25,5 | 26,0 | 27,0 | 28,0 | 29,0 | 30,0 | 31,0 | 32,0 | 33,0 |
| 33,0 | 3,3 – 17,40 2075 | 2075 | 2075 | 2075 | 2075 | 2075 | 2075 | 2075 | 2075 | 1990 | 1870 | 1750 | 1650 | 1560 | 1480 | 1410 | 1310 | 1275 | 1220 | 1160 | 1120 | 1100 | 1100 | 1100 | 1100 |
| 30,0 | 3,3 – 18,40 2075 | 2075 | 2075 | 2075 | 2075 | 2075 | 2075 | 2075 | 2075 | 2075 | 2000 | 1880 | 1770 | 1680 | 1590 | 1510 | 1400 | 1370 | 1310 | 1300 | 1300 | 1300 | 1300 | 1300 | 1300 |
| 25,5 | 3,3 – 19,50 2075 | 2075 | 2075 | 2075 | 2075 | 2075 | 2075 | 2075 | 2075 | 2075 | 2075 | 2075 | 2075 | 2010 | 1890 | 1790 | 1700 | 1650 | 1650 | | | | | | |

| m | max. kg m/kg | m/kg | | | | | | | | | | | | | | | | | | | | | | | |
|------|---------------------|------|------|------|------|------|------|------|------|------|------|------|------|------|------|------|------|------|------|------|------|------|------|------|------|
| | | 10,0 | 11,0 | 12,0 | 13,0 | 14,0 | 15,0 | 16,0 | 17,0 | 18,0 | 19,0 | 20,0 | 21,0 | 22,0 | 23,0 | 24,0 | 25,5 | 26,0 | 27,0 | 28,0 | 29,0 | 30,0 | 31,0 | 32,0 | 33,0 |
| 33,0 | 3,3 – 17,06 2000 | 2000 | 2000 | 2000 | 2000 | 2000 | 2000 | 2000 | 2000 | 1870 | 1750 | 1640 | 1540 | 1450 | 1370 | 1300 | 1200 | 1170 | 1110 | 1060 | 1010 | 1000 | 1000 | 1000 | 1000 |
| 30,0 | 3,3 – 18,10 2000 | 2000 | 2000 | 2000 | 2000 | 2000 | 2000 | 2000 | 2000 | 2000 | 1880 | 1770 | 1660 | 1560 | 1480 | 1400 | 1300 | 1270 | 1210 | 1200 | 1200 | 1200 | 1200 | 1200 | 1200 |
| 25,5 | 3,3 – 19,19 2000 | 2000 | 2000 | 2000 | 2000 | 2000 | 2000 | 2000 | 2000 | 2000 | 2000 | 2000 | 2000 | 1900 | 1790 | 1690 | 1600 | 1550 | 1550 | | | | | | |

| m | max. kg m/kg | m/kg | | | | | | | | | | | | | | | | | | | | | | | |
|------|---------------------|------|------|------|------|------|------|------|------|------|------|------|------|------|------|------|------|------|------|------|------|------|------|------|------|
| | | 10,0 | 11,0 | 12,0 | 13,0 | 14,0 | 15,0 | 16,0 | 17,0 | 18,0 | 19,0 | 20,0 | 21,0 | 22,0 | 23,0 | 24,0 | 25,5 | 26,0 | 27,0 | 28,0 | 29,0 | 30,0 | 31,0 | 32,0 | 33,0 |
| 33,0 | 3,3 – 9,91 4000 | 3950 | 3490 | 3120 | 2820 | 2570 | 2350 | 2170 | 2010 | 2000 | 2000 | 1890 | 1780 | 1680 | 1590 | 1510 | 1400 | 1360 | 1300 | 1240 | 1180 | 1130 | 1090 | 1040 | 1000 |
| 30,0 | 3,3 – 10,46 4000 | 4000 | 3750 | 3350 | 3030 | 2760 | 2530 | 2400 | 2280 | 2130 | 2000 | 1880 | 1780 | 1680 | 1590 | 1510 | 1440 | 1370 | 1310 | 1250 | 1200 | 1200 | 1200 | 1200 | 1200 |
| 25,5 | 3,3 – 11,04 4000 | 4000 | 4000 | 3600 | 3250 | 3100 | 2990 | 2760 | 2560 | 2390 | 2230 | 2100 | 1970 | 1860 | 1760 | 1670 | 1550 | 1550 | | | | | | | |

| m | max. kg m/kg | Auslegersteilstellung 30° / Elevated jib 30° / Flèche inclinée 30° / Braccio inclinato a 30° / Pluma inclinada 30° / Lança inclinada 30° / Положение стрелы под углом 30° | | | | | | | | | | | | | |
|------|---------------------|---------------------------------------------------------------------------------------------------------------------------------------------------------------------------|------|------|------|------|------|------|------|------|------|------|------|------|------|
| | | 16,0 | 17,0 | 18,0 | 19,0 | 20,0 | 21,0 | 22,3 | 23,0 | 24,0 | 25,0 | 26,2 | 27,0 | 28,0 | 28,8 |
| 33,0 | 3,0 – 16,48 2075 | 2075 | 2000 | 1850 | 1730 | 1620 | 1520 | 1400 | 1350 | 1280 | 1210 | 1140 | 1100 | 1100 | 1100 |
| 30,0 | 3,0 – 17,15 2075 | 2075 | 2075 | 1950 | 1820 | 1710 | 1600 | 1480 | 1430 | 1350 | 1325 | 1325 | 1325 | 1325 | 1325 |
| 25,5 | 3,0 – 17,76 2075 | 2075 | 2075 | 2040 | 1910 | 1790 | 1680 | 1650 | 1650 | 1650 | 1650 | 1650 | 1650 | 1650 | 1650 |

Antriebe

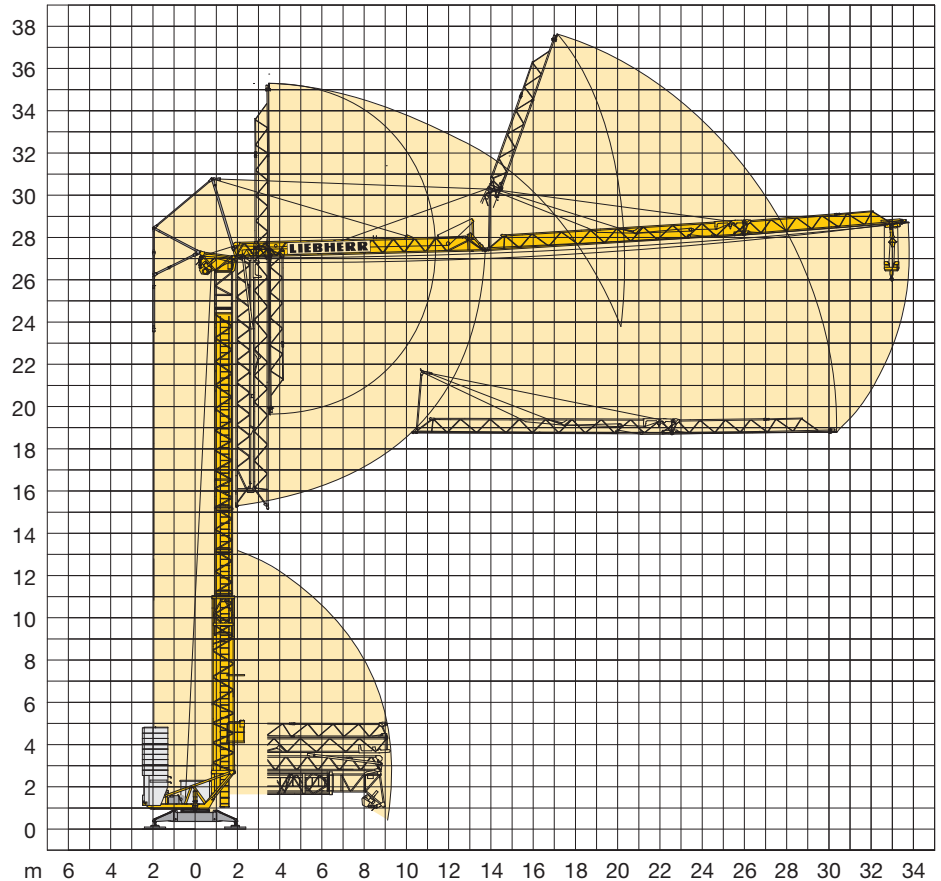
Driving units / Mécanismes d'entraînement / Meccanismi / Mecanismos / Mecanismos / Приводы

| | | |
|--|-----------------------------------------|--------------|
| | U/min. 0 ↔ 0,9 sl./min tr./min | 2,2 kW FU |
| | 20,0 / 40,0 m/min | 1,3 / 2,3 kW |
| | 25,0 m/min | 2 x 1,3 kW |
| | 0 – 45° ca. 30 sec. | 2,2 kW |

| | Stufe / Step / Cran / Marcia Velocidad / Velocidade Передатка | m/min | |
|----------------|---------------------------------------------------------------------|--------------|--------------|
| | | kg | m/min |
| 11,0 kW FU | 1 | 2000 4000 | 3,0 1,5 |
| | 2 | 2000 4000 | 30,0 15,0 |
| | 3 | 1500 3000 | 40,0 20,0 |
| | 4 | 1000 2000 | 55,0 27,5 |

| | | |
|-----|-------------|--------------|
| BGL | C.0.08.0040 | C.0.08.035,5 |
|-----|-------------|--------------|

| | | | |
|--|-------|-------|---------------|
| | 400 V | 50 Hz | 17,0 kVA (FU) |
|--|-------|-------|---------------|



Kolli-Liste

Packing List / Liste de colisage / Lista dei colli
Lista de contenido / Lista de embalagem / Упаковочный лист

| Pos. Item Ref. Поз. | Anz. Qty. Qta. Cant. Кол-во | | | | L (m) | B (m) | H (m) | kg | |
|---------------------|-----------------------------|------------------------------------------------------------------------------------------------------------------------------------------------------------------------------------------------------------------------------------------------------------------|------------------------------------------------|--|-------|-------------|-------|------|-------------------|
| 1 | 3 | Turmstück / Tower section / Elément de mât / Elemento di torre / Tramo de torre / Peça de torre / Башенная секция | | | | 2,10 | 0,85 | 0,88 | 350 |
| 2 | 1 | Ausleger-Verlängerung 25,5 m – 30,0 m Jib extension / Rallonge de la flèche / Elemento estensione braccio / Prolongación de pluma / Extensão da lança / Удлинение стрелы | | | | 4,70 | 0,80 | 0,70 | 180 |
| 3 | 1 | Ausleger-Verlängerung 30,0 m – 33,0 m Jib extension / Rallonge de la flèche / Elemento estensione braccio / Prolongación de pluma / Extensão da lança / Удлинение стрелы | | | | 3,10 | 0,80 | 0,70 | 65 |
| 4 | 1 | Transportachse vorne / Road transport axle front Essieux de transport avant / Asse di trasporto anteriore Eje delantero para transporte / Eixo de transporte dianteiro / Транспортировочная ось, передняя | Tra 100 KY 2 Tra 100 KY 6 Tra 100 KY 6 A | | | 3,65 – 4,15 | 1,45 | 1,10 | 750 920 920 |
| 5 | 1 | Transportachse hinten / Road transport axle behind Essieux de transport arrière / Asse di trasporto posteriore Eje trasero para transporte / Eixo de transporte traseiro / Транспортировочная ось, задняя | Tra 120 GY 1 A Tra 120 GY 1 | | | 1,90 | 2,50 | 1,05 | 1100 |
| 6 | 1 | Transportachse vorne Tra 115 / Road transport axle front Essieux de transport avant / Asse di trasporto anteriore Eje delantero para transporte / Eixo de transporte dianteiro / Транспортировочная ось, передняя | | | | 3,80 | 2,50 | 1,28 | 1900 |
| 7 | 1 | Transportachse hinten Tra 117 / Road transport axle behind / Essieux de transport arrière / Asse di trasporto posteriore / Eje trasero para transporte / Eixo de transporte traseiro / Транспортировочная ось, задняя | | | | 1,90 | 2,50 | 1,10 | 1520 |
| 8 | 1 | Kiste mit Seilen und Kleinteilen / Case with ropes and small parts Caisse avec câbles et pièces détachées / Cassa con funi e accessori Caja con cables y piezas sueltas / Caixa contendo cabos e acessórios Ящик с мелкими деталями и с канатами | | | | 1,00 | 0,80 | 1,00 | 450 |

Konstruktionsänderungen vorbehalten! / Subject to alterations! / Sous réserves de modifications! / Reservato il diritto di modifiche strutturali!
¡Sujeto a modificaciones! / Salvo modificação da construação! / Права на внесение конструкторских изменений сохраняются!

Sämtliche Angaben erfolgen ohne Gewähr. / This information is supplied without liability. / Ces renseignements sont sans garantie. / Tutte le indicazioni fornite senza garanzia. / Declinamos toda responsabilidad derivada de la información proporcionada. / Declinamos qualquer responsabilidade quanto à informação fornecida. / Все данные указаны без обязательств.

120 P – 5808 • EN 14439:2009 – DIN 15018-H1/B3 • BGL C.0.08.0040 • 04.13 / 7

Printed in Germany.